



194 Series



POMPA ALBERO MASCHIO Solid shaft pump



lavaggio industriale
industrial cleaning



idropultrici
pressure washers



processi industriali
industrial processes



autolavaggio
car wash



produzione
manufacturing



agricoltura
agriculture



municipality



misting



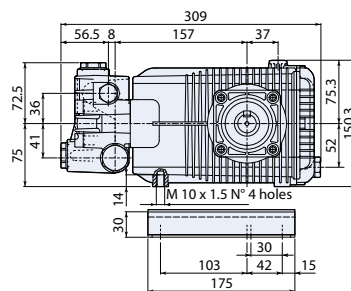
pulizia tubazioni
sewer jetting



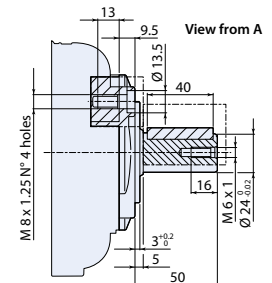
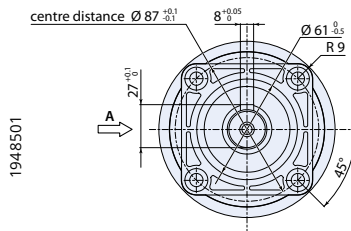
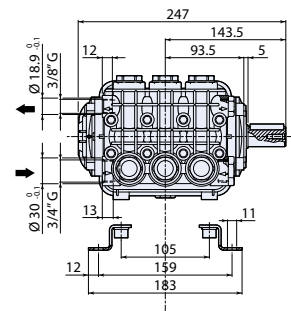
cantieri ed edilizia
construction industry



antincendio
fire fighting



Piedi a richiesta.
Base on request.



N version

MOD	COD	MAX	MAX	MAX	MAX	MAX	MAX	MAX	NET
		l/min	gpm	bar	psi	hp	kw	N° giri/1'	kg
XW 1450rpm Nversion Ø24mm									
XW 15.15 N	20352	15	3,96	150	2200	5,5	4	1450	16
XW 15.20 N	20353	15	3,96	200	2900	7,5	5,5	1450	16
XW 15.30 N	20592	15	3,96	300	4350	12	8,7	1450	16
XW 21.20 N	20174	21	5,55	200	2900	10	7,5	1450	16
XW 21.25 N	20058	21	5,55	250	3600	12,5	9,2	1450	16
XW 21.28 N	21136	21	5,55	280	4060	15	11	1450	16
XW 26.12 N	20175	26	6,87	120	1740	7,5	5,5	1450	16
XW 26.15 N	20176	26	6,87	150	2200	10	7,5	1450	16
XW 26.20 N	20059	26	6,87	200	2900	12,5	9,2	1450	16
XW 26.23 N	20177	26	6,87	230	3400	15	11	1450	16
XW 30.10 N	20178	30	7,92	100	1450	7,5	5,5	1450	16
XW 30.15 N	20179	30	7,92	150	2200	10	7,5	1450	16
XW 30.20 N	20060	30	7,92	200	2900	15	10	1450	16
XW 30.25 N	21137	30	7,92	250	3600	19	14	1450	16

A richiesta testa nichelata · Nickel plated head available.



testa in ottone
brass head



bielle in alluminio
connecting-rods in aluminium